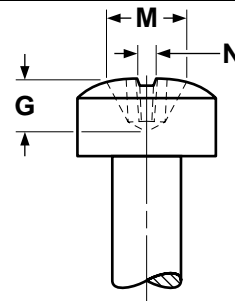
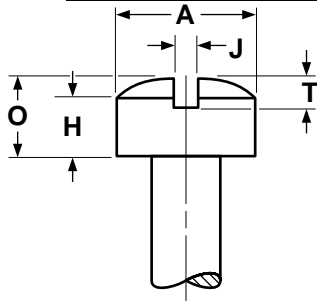


# Machine Screws

# Head Dimensions

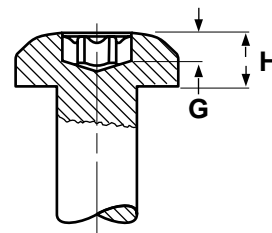
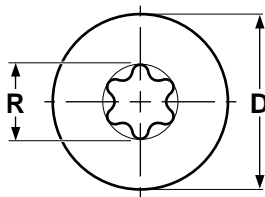
Fillister &  
Torx® Pan



## FILLISTER HEADS FOR MACHINE SCREWS

ANSI B18.6.3

Nominal Size	A		H		O		J		T		M		G	N	Phillips Driver Size
	Head Diameter		Height of Head				Width of Slot		Depth of Slot		Dimensions of Recess				
			Side Height		Total Height						Diameter		Depth	Width	
	Max	Min	Max	Min	Max	Min	Max	Min	Max	Min	Max	Min	Max	Min	
0	.096	.083	.043	.038	.055	.047	.023	.016	.025	.015	.067	.054	.039	.013	0
2	.140	.124	.062	.053	.083	.066	.031	.023	.037	.025	.104	.091	.059	.017	1
3	.161	.145	.070	.061	.095	.077	.035	.027	.043	.030	.112	.099	.068	.019	1
4	.183	.166	.079	.069	.107	.088	.039	.031	.048	.035	.122	.109	.078	.019	1
5	.205	.187	.088	.078	.120	.100	.043	.035	.054	.040	.143	.130	.067	.027	2
6	.226	.208	.096	.086	.132	.111	.048	.039	.060	.045	.166	.153	.091	.028	2
8	.270	.250	.113	.102	.156	.133	.054	.045	.071	.054	.182	.169	.108	.030	2
10	.313	.292	.130	.118	.180	.156	.060	.050	.083	.064	.199	.186	.124	.031	2
12	.357	.334	.148	.134	.205	.178	.067	.056	.094	.074	.259	.246	.141	.034	3
1/4	.414	.389	.170	.155	.237	.207	.075	.064	.109	.087	.281	.268	.161	.036	3
5/16	.518	.490	.211	.194	.295	.262	.084	.072	.137	.110	.322	.309	.203	.042	3
3/8	.622	.590	.253	.233	.355	.315	.094	.081	.164	.133	.389	.376	.233	.065	4



## TORX® DRIVE PAN HEADS

Camcar

Screw Size	D		H		R	G	Driver Size	
	Head Dimensions				Recess Dimensions			
	Head Diameter		Head Height		Diameter (Ref)	Gauge Penetration (Min)		(Fallaway) Max Penetration
	Max	Min	Max	Min				
2	.167	.155	.062	.053	.094	.030	.016	T8
4	.219	.205	.080	.070	.111	.035	.020	T10
6	.270	.256	.097	.087	.132	.045	.020	T15
8	.322	.306	.115	.105	.155	.055	.025	T20
10	.373	.357	.133	.122	.178	.070	.025	T25
1/4	.492	.473	.175	.162	.221	.085	.030	T30